

Real-estate values

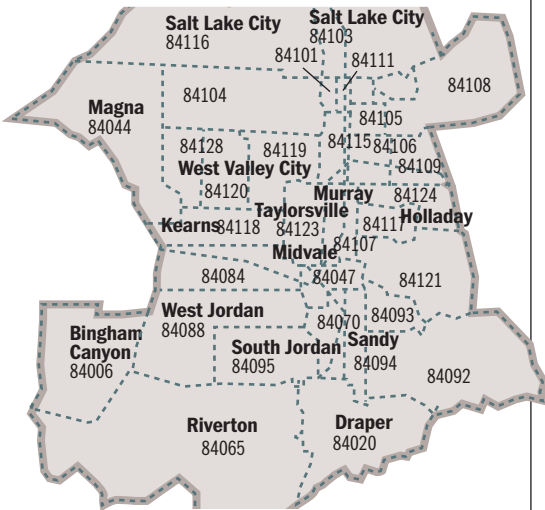
3rd quarter 2009 SINGLE-FAMILY HOMES

*Median price 3rd quarter 2009 compared with 3rd quarter 2008

SALT LAKE COUNTY

ZIP CODE	CITY	UNITS SOLD	MEDIAN PRICE	PERCENT CHANGE*
84128	West Valley	71	\$182,000	-11.1%
84124	Holladay	64	\$347,450	6.5%
84123	Taylorville/Murray	35	\$225,000	7.7%
84121	Brighton/Cottonwood	110	\$293,500	-2.3%
84120	West Valley	135	\$167,750	-11.7%
84119	West Valley	68	\$151,200	-10.5%
84118	Taylorville/Kearns	182	\$166,000	-10.5%
84117	Holladay	45	\$332,000	10.7%
84116	Salt Lake City	58	\$158,000	-12.1%
84115	South Salt Lake	63	\$169,900	-5.3%
84111	Salt Lake City	13	\$153,000	-7.3%
84109	Salt Lake City	59	\$277,000	-12.1%
84108	Salt Lake City	52	\$339,000	-7.9%
84107	Murray	48	\$209,500	0%
84106	Salt Lake City	87	\$229,000	-6.5%
84105	Salt Lake City	107	\$272,000	-5.4%
84104	Salt Lake City	35	\$120,000	-14.3%
84103	Salt Lake City	41	\$363,284	-4.3%
84102	Salt Lake City	29	\$220,000	-13.0%
84101	Salt Lake City	0	N/A	N/A
84096	Herriman	138	\$248,200	-10.5%
84095	South Jordan	162	\$292,062	-16.6%
84094	Sandy	66	\$230,850	-7.7%
84093	Sandy	57	\$290,000	-9.3%
84092	Sandy	83	\$344,200	-6.7%
84088	West Jordan	98	\$223,950	-9.3%
84084	West Jordan	114	\$200,000	-8.9%
84070	Sandy	46	\$202,250	-12.0%
84065	Riverton	113	\$305,000	-5.3%
84047	Midvale	58	\$215,450	-3.8%
84044	Magna	59	\$149,900	-9.7%
84020	Draper	167	\$344,000	-13.5%
84006	Copperton/Bingham Canyon	2	\$164,500	-11.1%

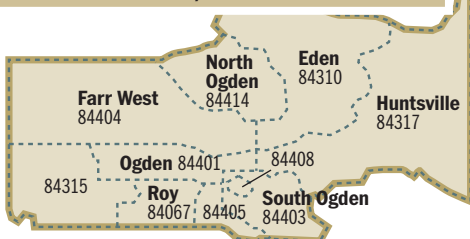
COUNTY MEDIAN **\$230,000** DOWN: **-5.78%**



WEBER COUNTY

ZIP CODE	CITY	UNITS SOLD	MEDIAN PRICE	PERCENT CHANGE*
84067	Roy	136	\$155,000	-7.6%
84310	Eden	12	\$337,500	-9.3%
84315	Hooper	24	\$241,500	-11.4%
84317	Huntsville	8	\$250,000	-44.4%
84401	Marriott/Slatersville	95	\$130,000	-23.4%
84403	South Ogden	118	\$160,950	3.8%
84404	Farr West	165	\$139,900	-6.7%
84405	Riverdale	74	\$170,275	3.5%
84414	North Ogden	78	\$225,550	-1.9%

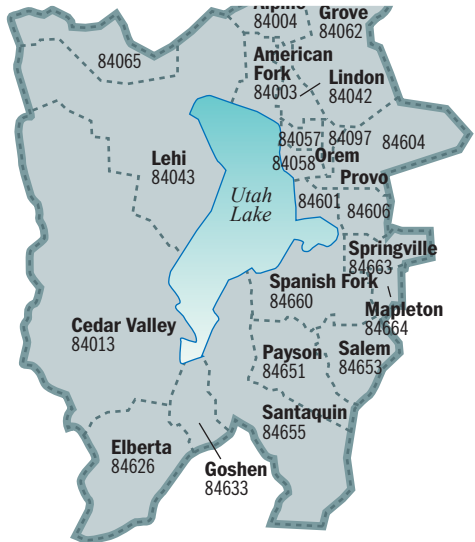
COUNTY MEDIAN **\$160,700** DOWN: **-4.91%**



UTAH COUNTY

ZIP CODE	CITY	UNITS SOLD	MEDIAN PRICE	PERCENT CHANGE*
84664	Mapleton	22	\$302,950	-12.2%
84663	Springville	69	\$201,717	6.2%
84660	Spanish Fork	81	\$184,900	-12.0%
84655	Santaquin	29	\$189,000	-11.3%
84653	Salem	31	\$285,000	-11.6%
84651	Payson	38	\$185,450	-4.6%
84606	Provo	47	\$166,000	-9.8%
84604	Provo	45	\$260,000	-5.5%
84601	Provo	54	\$166,500	-12.4%
84045	Provo	121	\$236,000	-11.3%
84097	Orem	46	\$237,000	3.4%
84062	Pleasant Grove	103	\$230,150	-23.8%
84058	Orem	42	\$205,500	-8.7%
84057	Orem	83	\$182,000	-9.9%
84043	Lehi	204	\$229,875	-2.2%
84042	London	11	\$295,000	4.4%
84013	Cedar Valley	5	\$165,000	11.3%
84004	Alpine	27	\$535,000	-1.8%
84003	American Fork	117	\$290,000	-1.7%
84645	Mona	2	\$295,000	74.3%
84005	Eagle Mountain	120	\$189,150	-13.0%

COUNTY MEDIAN **\$215,000** DOWN: **-6.48%**



DAVIS COUNTY

ZIP CODE	CITY	UNITS SOLD	MEDIAN PRICE	PERCENT CHANGE*
84010	Bountiful	88	\$235,000	-2.8%
84014	Centerville	25	\$259,900	-1.9%
84015	Clearfield	244	\$166,950	-7.3%
84025	Farmington	43	\$275,000	-2.1%
84037	Kaysville	88	\$236,000	-21.3%
84040	Layton	78	\$219,900	-12.0%
84041	Layton	150	\$184,450	-6.2%
84054	North Salt Lake	48	\$260,285	6.2%
84075	Syracuse	85	\$235,000	-9.6%
84087	Woods Cross	40	\$228,950	1.8%

COUNTY MEDIAN **\$209,000** DOWN: **-5.0%**

